

How to join a Zoom meeting on Apple iOS device

1. Go to the Apple App Store on your Apple device



2. Switch to the search option (bottom right corner of the app store)




- 3.
4. Enter "Zoom Meeting" in the search bar at the top and hit "search". You will see the Zoom Meetings app as a result. Hit the download icon to start the download.

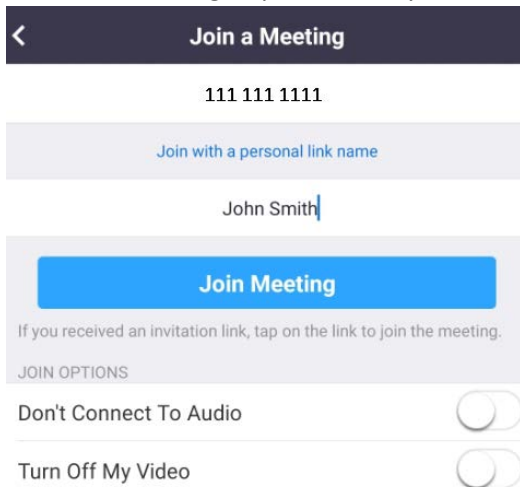


5. Open the application when it has finished downloading.

6. Tap the Join a Meeting button



7. Enter the meeting ID provided to you. It will be an all numeric 10-digit number.



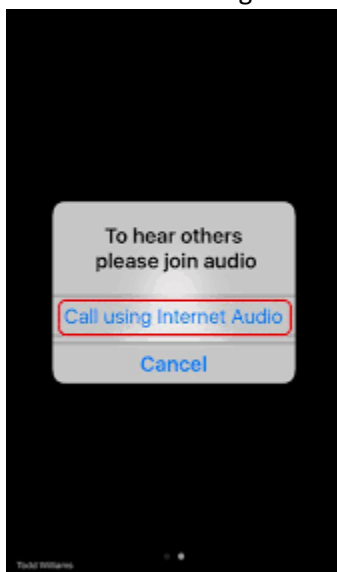
8. Enter the meeting password, if prompted.

9. Select the "Join with Video" option at the bottom of the screen

10. If prompted, allow Zoom access to your camera and microphone



11. Select the "call using Internet Audio" option



12. At the end of the call tap the "leave meeting" option on the screen to end the call.